


How to Access Link to Online Background Check Form

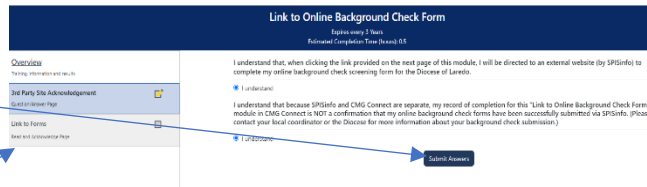
1. Go to <https://Laredo.cmgconnect.org/>. Create a new account by completing all the boxes under the *Register for a New Account* area. If you have an existing account click



2. On your Dashboard find and click  under *SPISinfo Online Background Check Form Link Only** to begin.

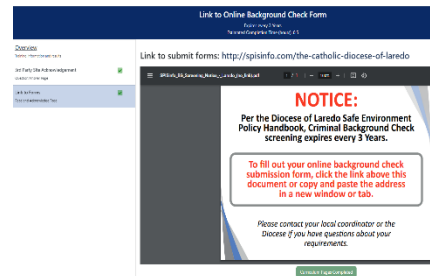


3. Complete the 3rd Party Site Acknowledgement and click 




4. Click on  to go to Link to Forms

5. After reading the Notice: click on the link <http://spisinfo.com/the-catholic-diocese-of-laredo> to be directed to the SPISinfo Online Background Check Form in a new window tab



6. Complete the English or Spanish version of the background check authorization form.



7. Once you have completed the online background check form you may return to CMG Connect window tab and click 

8. Confirmation will be received. **NOTE:** This **ONLY** confirms that the steps to access the link have been followed.

Results of the background check will be manually entered by the Office of Safe Environment/Human Resources rep.

